

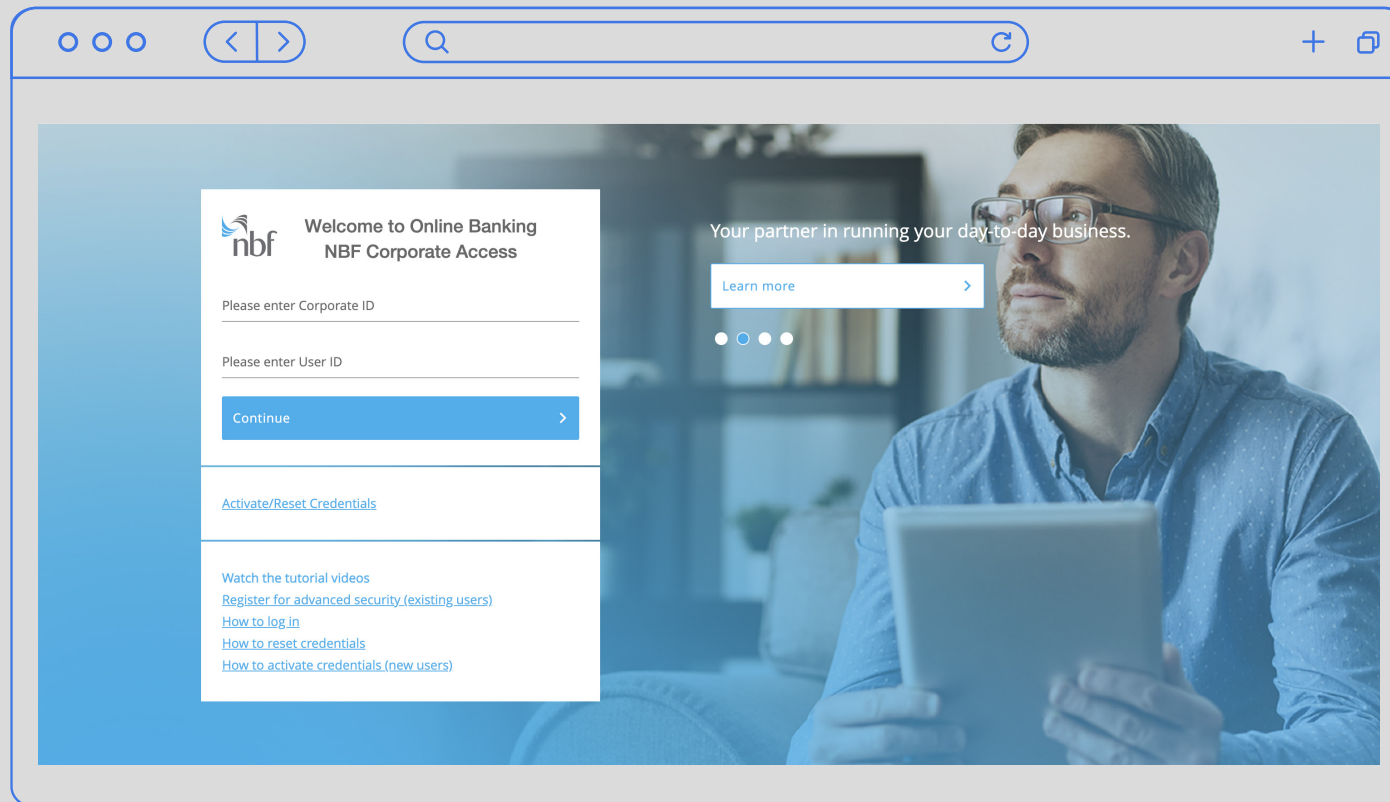


Swift GPI Tracker

How-to Guide

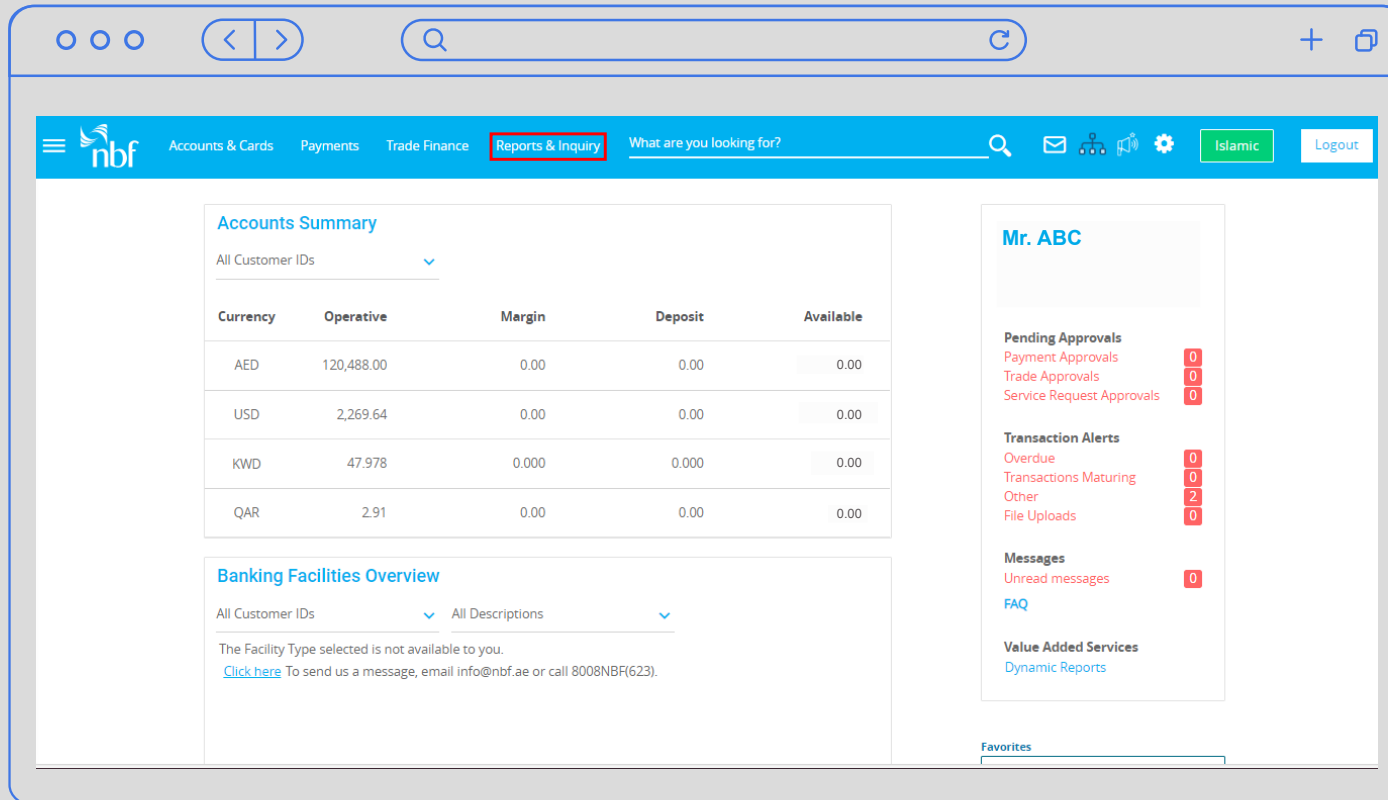
How do I track my cross-border payments?

- 1 Login to NBF Corporate Access



Navigation Screens

- Click on **'Reports & Inquiry'** on the top banner on the Home page after logging in.



The screenshot displays the nbf web application interface. The top navigation bar is blue and contains the nbf logo, menu items for 'Accounts & Cards', 'Payments', 'Trade Finance', and 'Reports & Inquiry' (which is highlighted with a red box). To the right of the menu items is a search bar with the placeholder text 'What are you looking for?'. Further right are icons for mail, a group of people, a speaker, and a gear, followed by a green 'Islamic' button and a 'Logout' button.

The main content area is divided into two columns. The left column contains two sections: 'Accounts Summary' and 'Banking Facilities Overview'. The 'Accounts Summary' section has a dropdown menu for 'All Customer IDs' and a table with the following data:

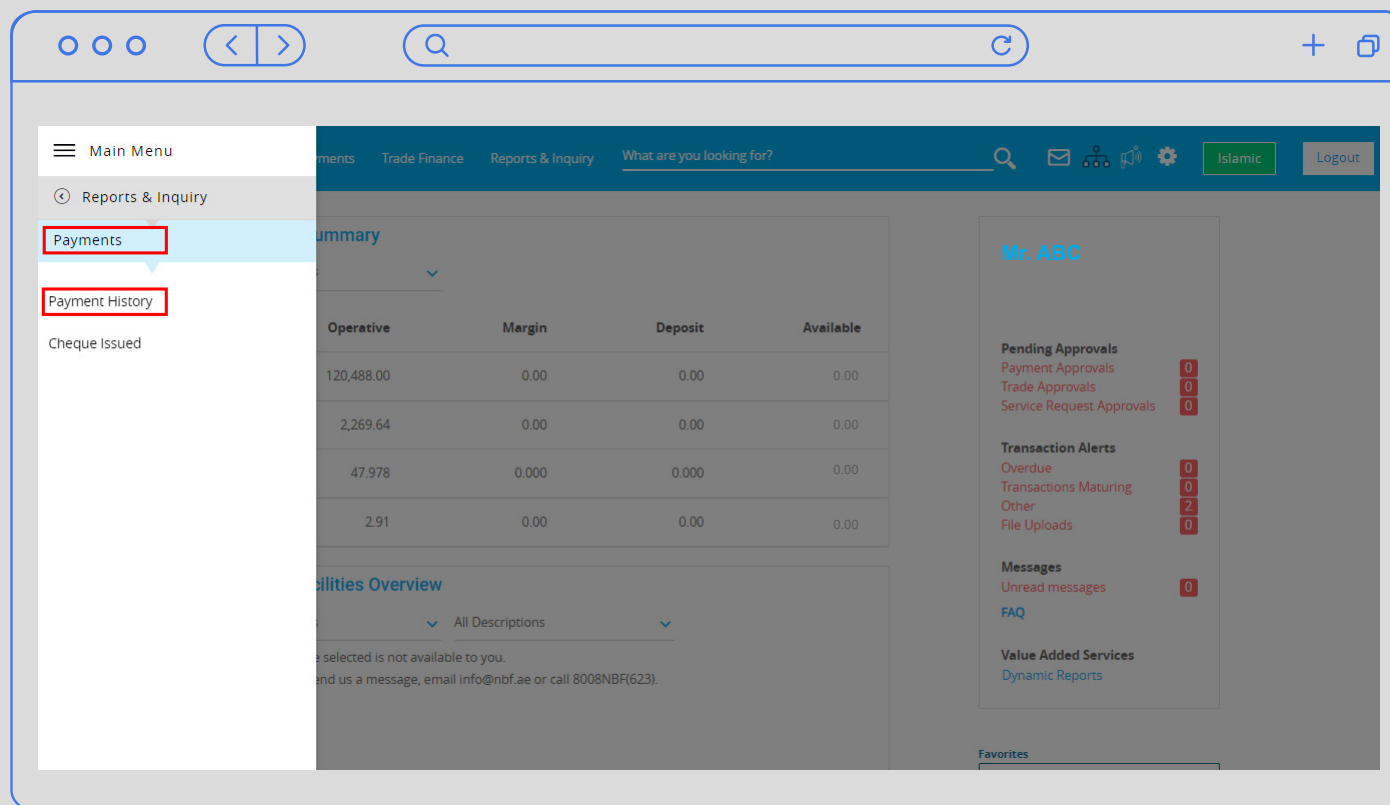
Currency	Operative	Margin	Deposit	Available
AED	120,488.00	0.00	0.00	0.00
USD	2,269.64	0.00	0.00	0.00
KWD	47.978	0.000	0.000	0.00
QAR	2.91	0.00	0.00	0.00

The 'Banking Facilities Overview' section has dropdown menus for 'All Customer IDs' and 'All Descriptions'. Below these, it states: 'The Facility Type selected is not available to you. [Click here](#) To send us a message, email info@nbf.ae or call 8008NBF(623).

The right column contains a user profile section for 'Mr. ABC' and several notification boxes: 'Pending Approvals' (Payment Approvals: 0, Trade Approvals: 0, Service Request Approvals: 0), 'Transaction Alerts' (Overdue: 0, Transactions Maturing: 0, Other: 2, File Uploads: 0), 'Messages' (Unread messages: 0), 'FAQ', and 'Value Added Services' (Dynamic Reports). At the bottom of the right column is a 'Favorites' section.

Navigation Screens

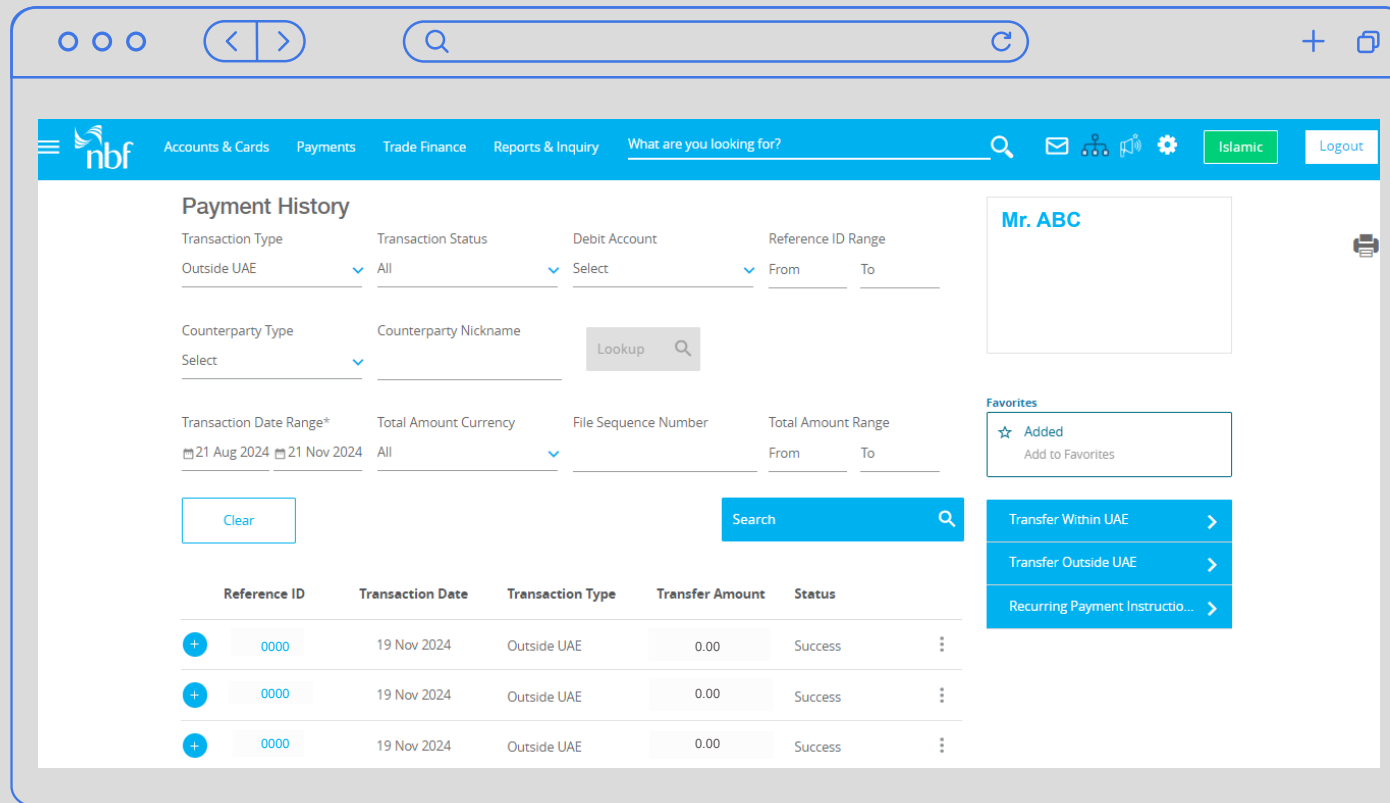
- Click on **'Payments'** and then **'Payments History'** on the menu on the left.



Navigation Screens

- 4 On the Payment History screen, filter as below:
- Transaction Type: **Outside UAE**
 - Transaction Status: **Success**

This will give a list of all cross border payments initiated successfully.



Payment History

Transaction Type: Outside UAE | Transaction Status: All | Debit Account: Select | Reference ID Range: From To

Counterparty Type: Select | Counterparty Nickname: Lookup

Transaction Date Range*: 21 Aug 2024 to 21 Nov 2024 | Total Amount Currency: All | File Sequence Number: | Total Amount Range: From To

Clear | Search

Reference ID	Transaction Date	Transaction Type	Transfer Amount	Status
0000	19 Nov 2024	Outside UAE	0.00	Success
0000	19 Nov 2024	Outside UAE	0.00	Success
0000	19 Nov 2024	Outside UAE	0.00	Success

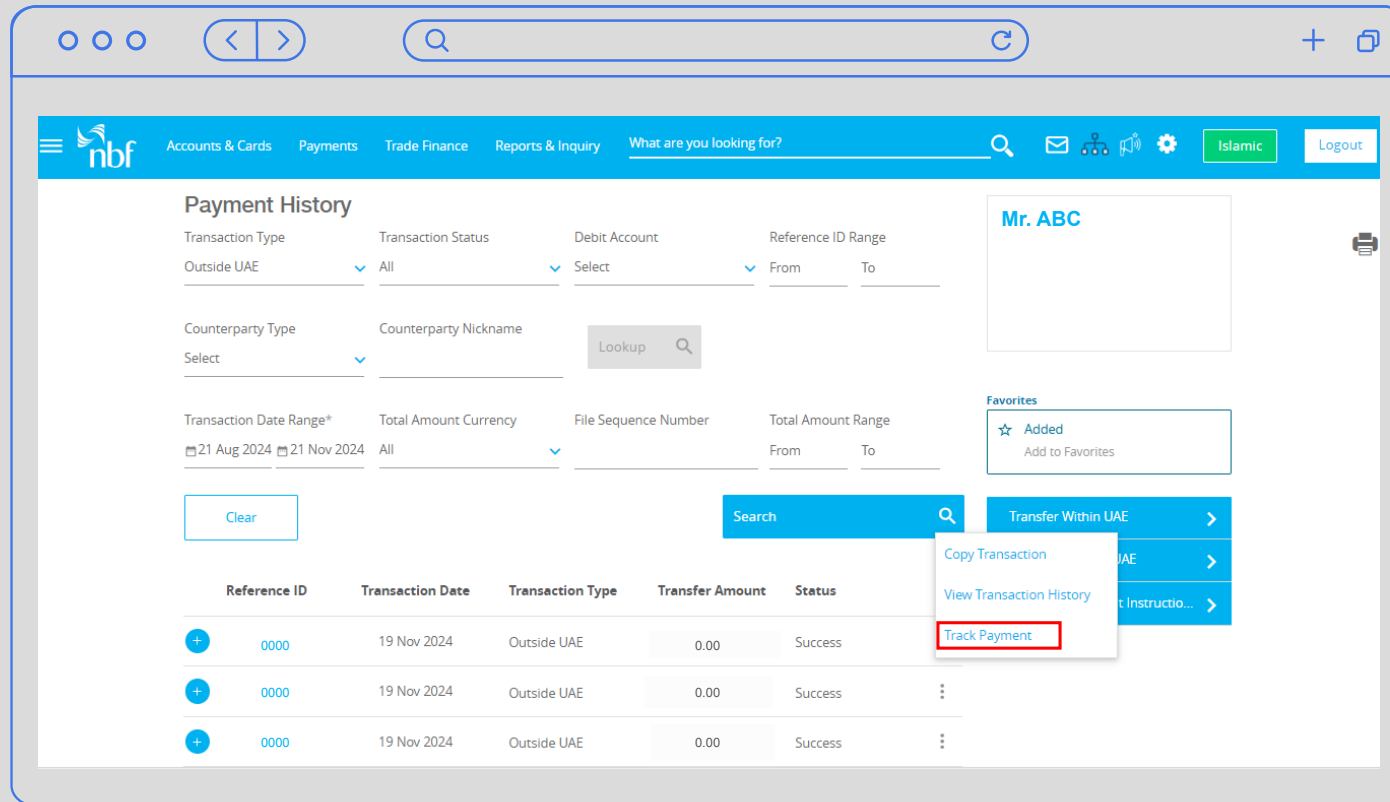
Mr. ABC

Favorites: Added (Add to Favorites)

Transfer Within UAE | Transfer Outside UAE | Recurring Payment Instructio...

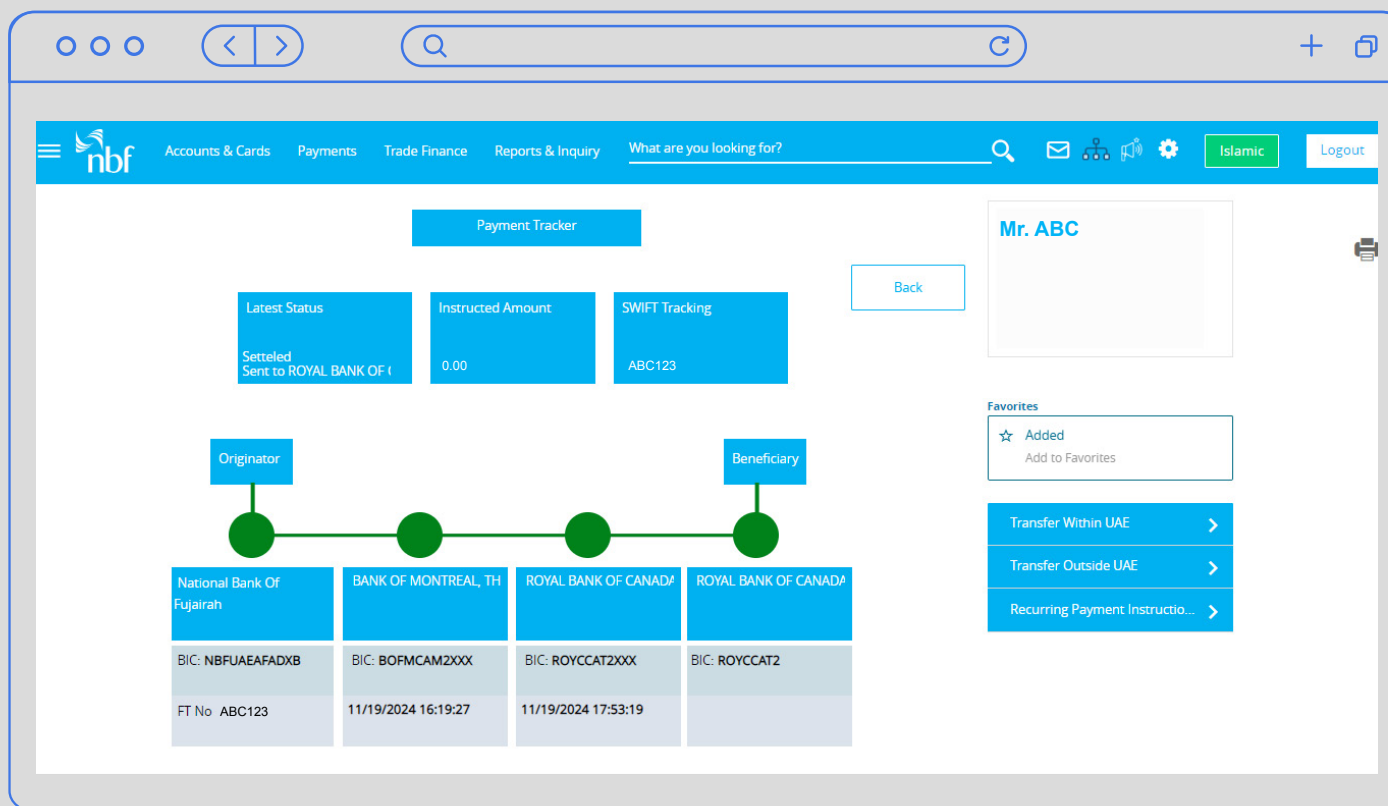
Navigation Screens

- 5 Click on the three dots on right side for a drop-down action menu and then click on **'Track Payment'** option.



Navigation Screens

- 6 The next screen will show the Swift GPI tracker and the status of the payment.



The screenshot displays the NBF Payment Tracker interface. At the top, there is a navigation bar with the NBF logo, menu items (Accounts & Cards, Payments, Trade Finance, Reports & Inquiry), a search bar, and utility icons (mail, home, settings, Islamic, Logout). The main content area is titled "Payment Tracker" and shows the following details:

- Latest Status:** Settled Sent to ROYAL BANK OF CANADA
- Instructed Amount:** 0.00
- SWIFT Tracking:** ABC123

A "Back" button is located to the right of these details. Below the summary, a flow diagram shows the payment path from the **Originator** to the **Beneficiary**. The flow consists of four banks:

Originator	Intermediary 1	Intermediary 2	Beneficiary
National Bank Of Fujairah	BANK OF MONTREAL, TH	ROYAL BANK OF CANADA	ROYAL BANK OF CANADA
BIC: NBFUAEAFADXB	BIC: BOFMCAM2XXX	BIC: ROYCCAT2XXX	BIC: ROYCCAT2
FT No: ABC123	11/19/2024 16:19:27	11/19/2024 17:53:19	

On the right side of the screen, there is a profile card for "Mr. ABC" with a "Back" button. Below this, there is a "Favorites" section with a "☆ Added" button and an "Add to Favorites" option. At the bottom right, there are three action buttons: "Transfer Within UAE", "Transfer Outside UAE", and "Recurring Payment Instructio...".

Enhance your global payment experience with SWIFT GPI at NBF. For more details, contact us today at 8008NBF(623) or speak to your Relationship Manager.

In good hands

Call 8008**NBF**(623)

nbf.ae     